



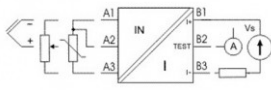
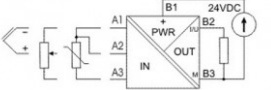
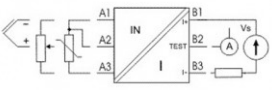
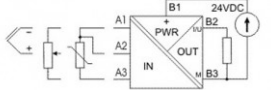






Temperature Transducers PC configurable

TYPE	LXT-811-S	LXT-81U-S	SXT-811	SXT-81U
Photo				
Schematic				
Input				
Resistance	0...1600 Ω (potentiometer)			
Voltage	-35...150 mV			
RTD sensor	Pt100, Cu100, Ni100, Pt1000, user defined			
Thermocouple	B, J, K, N, R, S, user defined			
Cold junction comp. (TC only)	automatic / constant			
Line comp. (RTD only)	automatic / constant			
OUTPUT				
2-wire current loop	4...20 mA		4...20 mA	
Current output		0...20 mA / 4...20 mA		0...20 mA / 4...20 mA
Voltage output		0...10 V		0...10 V
POWER SUPPLY				
From current loop	<input checked="" type="checkbox"/>		<input checked="" type="checkbox"/>	
Supply voltage range	10...30 VDC	24 VDC (20...30 VDC)	10...30 VDC	24 VDC (20...30 VDC)
Power supply current		≤40 mA		≤40 mA
OTHER				
Basic accuracy	≤0,1%			
Sensor break signalization (max / min)	LED <input checked="" type="checkbox"/> / <input checked="" type="checkbox"/>	LED <input checked="" type="checkbox"/> / <input checked="" type="checkbox"/>	LCD <input checked="" type="checkbox"/> / <input checked="" type="checkbox"/>	LCD <input checked="" type="checkbox"/> / <input checked="" type="checkbox"/>
Display			<input checked="" type="checkbox"/>	<input checked="" type="checkbox"/>
Sensor linearization	<input checked="" type="checkbox"/>	<input checked="" type="checkbox"/>	<input checked="" type="checkbox"/>	<input checked="" type="checkbox"/>
Reversed output	<input checked="" type="checkbox"/>	<input checked="" type="checkbox"/>	<input checked="" type="checkbox"/>	<input checked="" type="checkbox"/>
Input signal filtration	<input checked="" type="checkbox"/>	<input checked="" type="checkbox"/>	<input checked="" type="checkbox"/>	<input checked="" type="checkbox"/>
Galvanic isolation	input / output			

Galvanic isolation (test)	1500 VAC			
Working temperature	0...70°C		0...60°C	
Protection (housing / terminals)	IP20 / IP20		IP65 / --	
Mounting	DIN rail		wall	
CONFIG				
Config	software			
Config software	LXTconfig			
Converter cable	USB-LXT or RS232-LXT			
USB driver	Virtual COM			
OPTIONS				
One / two-channel	<input checked="" type="checkbox"/> / <input checked="" type="checkbox"/>	<input checked="" type="checkbox"/> / --	<input checked="" type="checkbox"/> / --	<input checked="" type="checkbox"/> / --
Other input / output ranges (on request)	<input checked="" type="checkbox"/> / --	<input checked="" type="checkbox"/> / <input checked="" type="checkbox"/>	<input checked="" type="checkbox"/> / --	<input checked="" type="checkbox"/> / <input checked="" type="checkbox"/>
Documents				
Data sheet	 Download	 Download	 Download	 Download